인증현황 CERTIFICATION STATUS

ISO9001 : 2015

ISO14001 : 2015

SQ인증서
Quality Certificate

특허취득
Patent Certificate

디자인 특허취득
Patent Certificate

연구개발 전담부서 인증
Certificate of R&D Center
Affiliated With Company

벤처기업확인서
Venture Enterprise
Certificate

위험성평가 인정서
Certificate of Risk
Assessment

클린사업장 인증서
Certificate of Clean
Workplace

(주)신성정공
SHINSUNG PRECISION CO.,LTD

대구광역시 달서구 성서공단로 51길 51(장동) T. 053-585-2010 F. 053-585-2011
51, Seongseogongdan-ro 51-gil, Dalseo-gu, Daegu T. +82-53-585-2010 F. +82-53-585-2011
www.shinsung-mold.com

www.shinsung-mold.com

SHINSUNG PRECISION

HONESTY · DISIGENCE · CREATIVITY

(주)신성정공
SHINSUNG PRECISION CO.,LTD

INTRO-DUCTION
인사말

정직과 성실, 창의의 기업이념을 바탕으로 금형기술을 선도하는 글로벌 기업이 되겠습니다.

We will to become a grobal company leading molding technology based on our corporate philosophy
- integrity, faithfulness, creativity.

㈜신성정공은 1996년 설립 이래 "정직, 성실, 창의"의 이념 하에 철저한 일정관리, 목표품질 달성으로 고객과 함께하는 기업이 되고자 노력하고 있습니다. 저희 신성정공은 미래를 향한 끊임없는 도전을 통해 금형 기술을 발전시키고 고객 여러분의 기대에 부응하도록 하겠습니다. 신성정공에 관심가져 주신 점 감사드리며 더욱 노력하여 글로벌 기업으로 성장해 나가도록 하겠습니다.

Shinsung Precision Co., Ltd., established in 1996. has tried to become a company walking with clients, through thorough schedule management and quality goal accomplishment, based on our corporate philosophy - integrity, faithfulness, creativity. We will try to live up to your expectations, improving mold technologies by constantly challenging the future. Thank you for your interest in us and we will try to grow into a global company by more effort.

HISTORY
기업연혁

1996.	9	신성정공 설립 Establishment of Shinsung Precision
2004.	6	현대 · 기아자동차 SQ-MARK 최득 Acquired certificates of SQ-MARK (Hyundai, Kia Motors)
2005.	11	공장 확장 이전 Relocated to a larger factory
2007.	10	ISO 9001:2015 인증 Acquired ISO 9001 : 2015 certification
2007.	12	(주)신영 협력업체 등록 Was registered as subcontractor of Shinyoung Co., Ltd.
2009.	5	(주)성우하이텍 협력업체 등록 Registered partnership with Sungwoo Hitech Co., Ltd.
2010.	10	주식회사 설립 Was newly established as corporation
2013.	8	공장 확장 이전(대구 달서구 장동) Relocated to a larger factory (Jang-dong, Dalseo-gu, Daegu)
2013.	10	기업부설연구소 설립 Established its R&D center
2015.	7	RB-5VM 신규 가공기 도입 Introduced a new milling machine (RB - 5VM) 위험성 평가 인정 · 안전보건공단 Risk assessment approved by Korea
2015.	10	쌍용자동차 1차 협력업체 등록 Was registered as SsangYong Motor company's first-tire subcontractor
2016.	4	ISO 14001:2015 인증 Acquired ISO 14001 : 2015 certification
2016.	10	[스프링백 보정용 금형장치] 특허 등록 Patent Registration (Mold apparatus for spring back preform)
2017.	1	[금형 승강장치를 구비한 전단 금형 장치] 외 3건 특허 출원 Three Panent Pendings with (Press cutting mold equipment with lifiting device)
2017.	6	신제품 Multi-Angle 전단금형 개발 Development the Multi-Angle Shearing machine
2017.	7	[프레스용 절단칼날] 디자인 특허 등록 Patent Registration (A cutting edge for Press)

PRODUCTION PROCESS _
생산공정

(주)신성정공은 고객감동을 위해서 철저한 일정관리와 목표품질을 달성하기 위하여
최선을 다하며 끊임없는 연구개발로 지속적으로 발전하는 기업이 되겠습니다.

To impress clients, Shinsung Precision Co., Ltd. it will try its best. More specifically,
it will try its best for thorough schedule management and quality goal accomplishment.
And it will improve constantky through continuous R&D effort.

Manufacturing Process Overview

철저한 일정관리 · 목표품질 달성

Thorough schedule management · Quality goal accomplishment

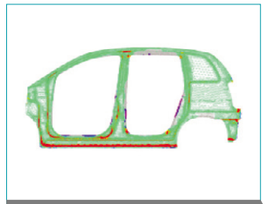

❶ 성형해석 MOLDING ANALYSIS

금형제작시 발생할 수 있는 성형성문제를 사전 시뮬레이션을 통한 예상문제점을 보완하여 LAY/OUT 설계에 적용함

Through simulation formability-related problems that are expected to arise when making are remedied, and the correcting helps the designing of the layout.

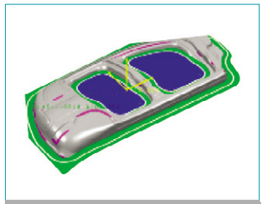

❷ 레이아웃 LAY - OUT

공정별 성형내용, 구간, 방향 등의 세부사양을 LAY-OUT을 기준으로 각 공정별 금형설계를 실시함

Mold-designing is done by process, Specilically, based on the layout detailed specifications such as molding contents, section, direction by process are drawn up.

❸ 2D · 3D형 설계 2D AND 3D DESIGNING

LAY-OUT 도를 기준으로 해당공정의 모든 부품의 재질, 사양, 작업구간, 방향 등 제작기준을 정하는 설계공정임

A designing process determing the production guidelines (e.g.materials of all the components, specifications, section to be dealt with, and direction for process) based on the layout.

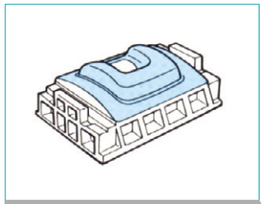

❹ 패턴 & 주물 PATTERN & CASTING

PATTERN에 주물사를 채우고 쇳물을 부어 넣어 금형의 원재료인 주물소재를 만드는 공정임

A process where molding sand is filled with the pattern and molten metal is poured into it, so the casting material, the raw meterial of the mold, is made.

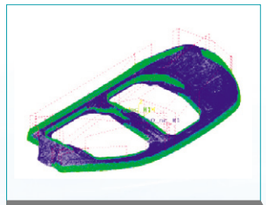

❺ 가공데이터 MACHINING DATA

PATTERN 및 금형형상 가공을 NC DATA를 만드는 공정으로 기계가공의 기준서가 됨

A process when NC data for shaping the pattern and mold are created, which is a machining standard.

❻ 기계가공 MACHNING

주물상태거나 STEEL 조립된 상태를 NC DATA를 이용 제품형상과 동일하게 가공 1차면삭)2차면삭)황삭)중삭)정삭 순으로 가공함

A casting or smoothing assembled with steel is shaped to the appearance of the product using the NC data in this order:1st face milling>2nd face milling>Roughing>Intermediate>Fine

❼ 사상 및 조립 SAND MARK & ASSEMBLY

기계가공 후 미세한 부분의 가공을 수작업으로 가공하는 공정으로 숫돌작업(기준사상) 그라인딩, 날맞춤, DIE SPOTING 등의 작업이 있음

A process where after machining the fine parts are worked by hand, including grinding(standard lapping) with sharpening stone, blade fitting, die spoting.

❽ 금형 트라이아웃 MOLD TRYOUT

제작 완료된 금형을 시험생산하는 공정으로 제품의 성형성, 생산성 등을 확인하게 된다

The process is for pilot production of the produced mold. in the process, formability, productivity, etc. of the product are tasted.



❾ 판넬 검사 PANEL INSPECTION

PANEL의 DIM'S, FUNCTION 및 외간상 문제없이 양산이 가능한 상태를 만족한지 검사하는 공정

A process where molding sand is filled with the pattern and molten metal is poured into it, so the casting material, the raw meterial of the mold, is made.



❿ 금형이관 DELIVERY

모든 검사가 완료된 금형을 고객에게 인도하는 공정

The process of Delivering the completed mold to the customer.

MULTI-ANGLE CUTTING DIE _
멀티앵글 전단금형

(주)신성정공의 멀티앵글 전단금형은 좌우 각각 30˚까지 원하는 각도로 금형 회전 각도의 미세한 조절로 사각형, 마름모꼴 외에 다양한 각도의 사다리골과 삼각형등 필요 형상으로 절단이 가능합니다.
또한 프레스 공법의 전용 절단 금형의 생산공정 생략과 원소재 절감으로 생산성 향상 및 원가 절감 효과를 증대시킵니다.

Fine adjustment of mold rotation angle can be made up to 30° left and right, and can be cut into required shape of various angles such as trapezoid or triangle in addition to square or rhombus shape.
Improved productivity and increased cost-reduction effect due to the omission of production process of cutting mold for press method and reduction of raw materials.

Multi-Aggle Cutting Die

멀티앵글 전단금형

좌우 30˚까지 금형회전 각도 조절이 가능한 Multi-Angle 전단금형
Fine adjustment of mold rotation angle can be made up to 30° left and right

코일두께 COIL THICKNESS	0.5 ~ 3.2mm
코일너비 COIL WIDTH	~1,760mm (CUTTER LENGTH : 1,800mm)
작업속도 LINE SPEED	MIN 20 Stroke/min
왕복각도 OSCILLATING ANGLE	±30˚ (MAX±40˚)



작업범위 Scope of work

구분(DIVISION)	작업 L/OUT(WORK L/OUT)	작업각도(WORKING ANGLE)
사각형 절단 Rectangular	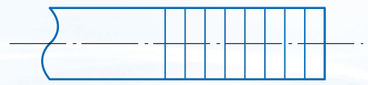	0˚
마름모꼴 절단 Diamond shape	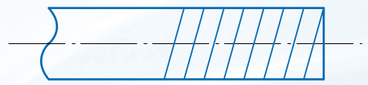	~30˚ (MAX 40˚)
사다리꼴 절단 Trapezoid	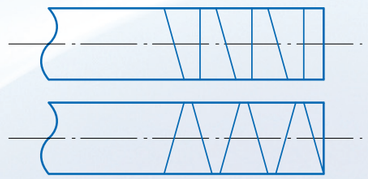	~±30˚ (MAX 40˚)
삼각형 절단 Triangle	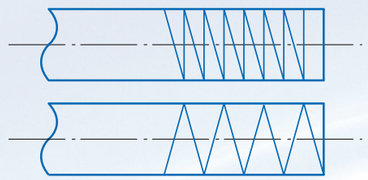	~±30˚ (MAX 40˚)

MOLD PRODUCTS _
금형 생산제품

(주)신성정공은 자동차 차체 PRESS금형 제작을 전문으로 하고 있습니다.
저희는 성형해석을 통한 오류를 최소화하고 3차원 정밀 스케닝 측정으로 정도를 확보하여 공수절감과 품질의 신뢰성을 향상시켜 고객만족 실현에 최선을 다하고 있으며 또한 세계시장에 로컬수출을 하고 있습니다.

Shinsung Precision co., Ltd. specializes in manufacturing press molds for vehicle bodies. It is trying its best for client satisfaction by minimized and precision is secured through 3-D precise scanning. Also, its products are exported to the global market, local export.

Mold Products
자동차 차체금형 전문기업


CROSS MBR LWR


OTR INR UPR


PNL DA-UPR LHD


FUEL TANK


PNL CTR FLR CTR


SUNROOF


HOOD OTR

HOOD INR


FRONT DOOR INR

Automotive Components Products

신성정공 금형을 통한 생산부품

AUTOMOTIVE COMPONENTS PRODUCED BY SHINSUNG PRECISION'S MOLDS _

신정정공 금형을 통한 자동차부품

(주)신성정공은 품징경영을 위해 ISO 9001 : 2015 국제품질경영시스템과 ISO 14001 : 2015 국제환경경영시스템을 인증받았으며 HMC/KMC의 협력업체 품질관리시스템인 SQ-MARK인증 획득으로 고객이 만족하는 금형을 제작하기 위하여 노력하고 있습니다.

For quality management, Shinsung Precision has passed the certificatons of the ISO 9001 : 2015 international quality management system and the ISO 14001 : 2015 International environment management system, and it is trying to manufacture molds satisfactory to clients by obtaining HMC and KMC's quality control system certification for snbcontractor "SQ-MARK"

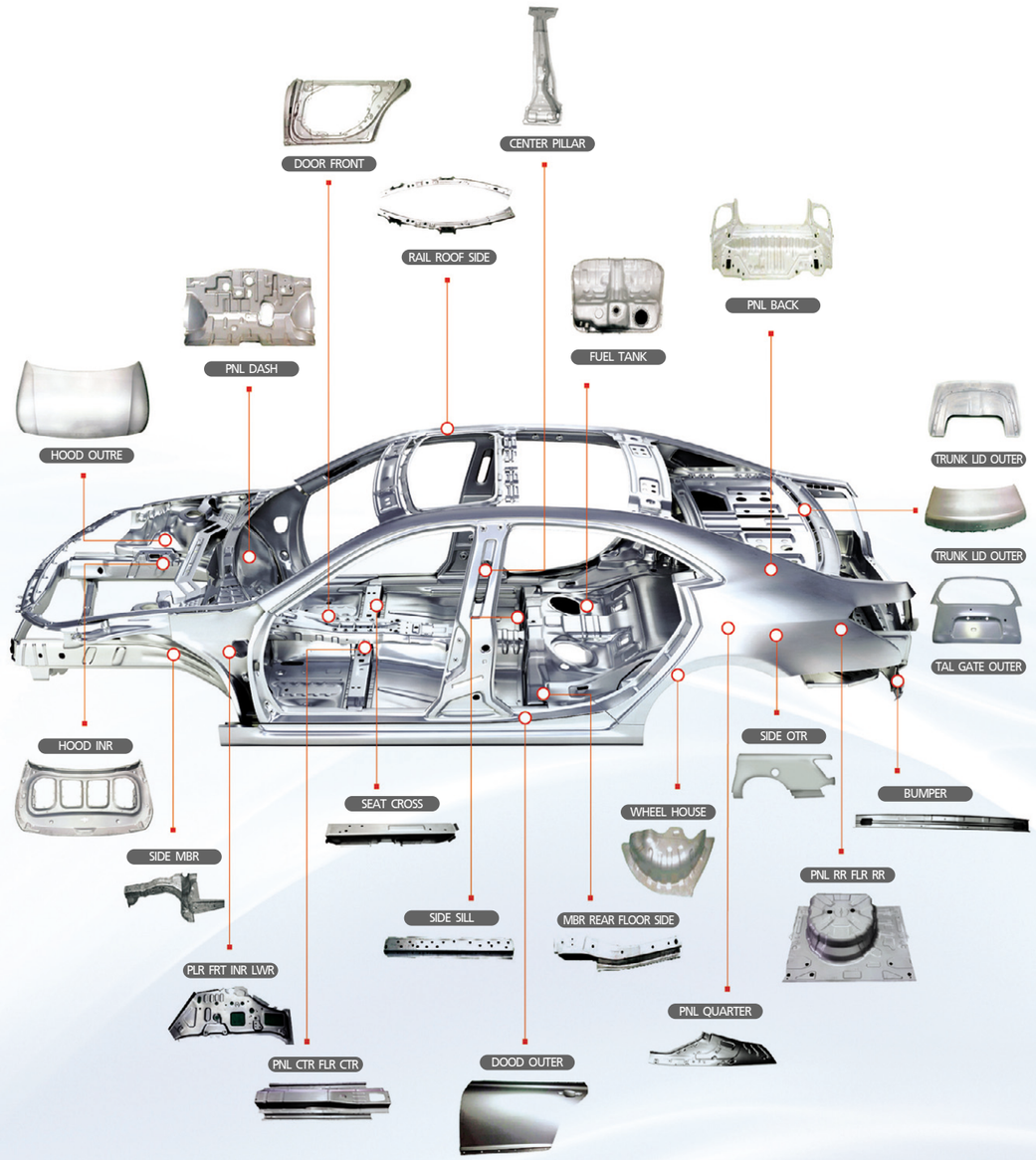

OUR FACILITIES _
설비보유현황

(주)신성정공은 고정밀도를 갖춘 설비와 숙련된 기술을 통해 최고의 품질을 실현합니다.

Shinsung Precision co., Ltd. realizes the best quality through high-precision facilities and proticient skills.

Our Facilities
신성정공 생산설비 현황

PRESS EQUIPMENT

설비명 FACILITY	제작업체 MANUFACTURER	모 델 MODEL	규 격 STANDARD
PRESS-700TON	SSANGYONG	DE2P-700	2,700X1,600
PRESS-1300TON	SIMPAC	DE3P-1300	4,200X2,400
PRESS-1500TON	KOJIMA	OY-250	4,000X3,750
PRESS-2000TON	SIMPAC	DE4P-2000	5,000X2,500
DIESPOTT'G - 30TON	DONGHWA	DH-4-15	2,000X1,500
DIESPOTT'G - 30TON	AMINO	PD-050-U	4,000X2,500

MACHINING EQUIPMENT

설비명 FACILITY	제작업체 MANUFACTURER	모 델 MODEL	규 격 STANDARD
NC-1호기	WIA	KV-90	2,000X850
NC-2호기	SNK	RB-2N	2,600X1,200
NC-3호기	WELE	LB425	2,400X4,000
NC-4호기	SNK	RB-4VM	2,000X4,000
NC-5호기	SNK	RB-5VM/CS	2,500X5,000

3D LASER CUTTING M/C

MODEL	ML3122VZ1
TABLE	3,100 X 2,200(mm)

3D CMM

MODEL	RS2015A
TABLE	7,000 X 2,500 X 350(mm)
측정범위 MEASURING RANGE	X 6,300mm / Y 1,500mm / Z 1,800mm UCC-Lite2cmm Controller PH10M Prob head + Auto Change Rack

RESEARCH & DEVELOPMENT _
연구개발

(주)신성정공은 회사의 Vision인 "금형기술을 선도하는 글로벌 기업"으로 성장하기 위하여 2013년 10월 기업부설연구소를 설립하였습니다. (주)신성정공의 전문화된 연구원들은 CAE해석, CAD/CAM 기술을 활용하여 제품의 품질향상을 위한 기술연구에 최선을 다하고 있습니다.

Shinsung Precision established its institute in October 2013 to grow into "A global company leading molding technology". its vision. Its specialized reseachers are trying their best to conduct technology research with the use of CAE interpretation and CAD/CAM.

Technology Research Institute Leading The Future
미래를 선도하는 기술연구소

끊임없는 연구개발 CEASELESS R&D	고객만족 극대화 MAXMIZATION OF CLIENT SATISFACTION	경쟁력 극대화 MAXMIZATION OF COMPETITIVENESS	기술 정보화 INFORMATIZATION OF TECHNOLOGIES	기술 표준화 INFORMATIZATION OF TECHNOLOGIES
신제품, 신기술 개발연구 금형 구조해석 및 공정개선 연구	신제품 관련기술지원 제품의 실용화	고객만족 품질관리 구조해석을 통한 원가절감(MSC해석)	특허관리 인증정보관리	부품도면, 금형도면 표준화 기술자료 표준화
R&D OF NEW PRODUCTS AND TECHNOLOGES RESEARCH ON MOLD STRUCTURE INTERPRETION AND PROCESS IMPROVEMENT	TECHNICAL SUPPORT FOR NEW PRODUCTS COMMERCIALIZATION OF PRODUCTS	QUALIYTY CONTROL FOR CLIENT SATISFACTION COST REDUCTION THROUGH STRUCTURE INTERPRETATION (MSC INTERPRETATION)	PATENT MANAGEMENT AUTHENTICATION INFORMATION MANAGEMENT	STANDARDIZATION OF DRAWINGS OF COMPONENTS AND MOLDS STANDARDIZATION OF TECHNICAL MATERIALS



DI E DESIGN
PROGRAM : CATIA(3D)

STAMPING SIMULATION
PROGRAM : PAM-STAMP 3D

보유 프로그램 Program We Have

구분 (Division)	Classification	Program	Number
DAD / CAM	Mold Design	CATIA (3D)	1
		AUTO CAD (2D)	4
	Mold View	MOD VIEW	2
		#D TOOL	1
	CAM	POWER SHAPE	3
		POWER MILL	4
ANALYSIS	CAE	PAM - STAMP	1
		AUTO FORM	2